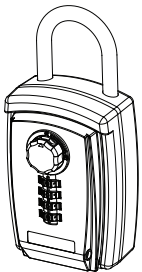




SETTING YOUR PERSONAL COMBINATION

The Lock is preset at 0-0-0-0.

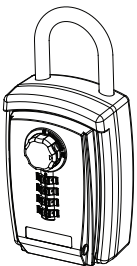
How to Open :



Turn the dials to the preset combination 0-0-0-0.
Turn the button clockwise 90 degrees to the open mark.

To prevent other people discovering your code,
scramble the combination after opening the door.

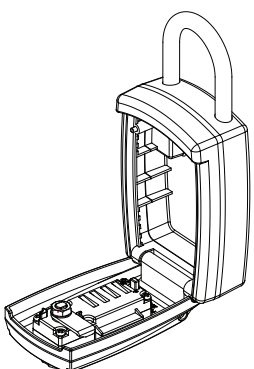
How to Close :



Turn the dials to the preset combination 0-0-0-0.
Turn the button counter-clockwise 90 degrees to the close mark.

Scramble the combination after closing the door.

How to reset your combination



1. Open the lock at preset number 0-0-0-0.
2. Push the reset lever from F to R position.
3. Set your own combination, such as 1-2-3-4.
4. Push back the reset lever from R to F position.